



<b>Project Name</b> : Untitled project 2025-03-18 14:14:34.133	<b>Project ID</b> :
<b>Company Name</b> :	
<b>Department</b> :	
<b>Phone number</b> :	
<b>e-mail address</b> :	

## Requested Data

<b>Flow</b> : 17.06 m <sup>3</sup> /h	<b>Fluid</b> : Water
<b>Head</b> : 169.7 m	<b>Density</b> : 0.9983 kg/dm <sup>3</sup>
	<b>Viscosity</b> : 1.005 mm <sup>2</sup> /s
	<b>Temperature</b> : 20 °C
	<b>pH-value at t A</b> :
	<b>Vapour pressure at t A</b> : 0.0234 bar

## Pump

<b>Pump Model</b> : S6S-18/18	<b>Minimum Continuous Flow</b> : 7 m <sup>3</sup> /h
<b>No. of Stages</b> : 18	<b>Flow Nominal</b> : 17.07 m <sup>3</sup> /h
<b>Outlet Size</b> : 65	<b>Max-</b> : 24.01 m <sup>3</sup> /h
<b>Speed</b> : 2900 1/min	<b>Min-</b> : 7 m <sup>3</sup> /h
<b>Direction of Rotation</b> : Counter clockwise	<b>Head Nominal</b> : 168.9 m
<b>Impeller type</b> : Radial impeller	<b>Max-</b> : 197.5 m
<b>Impeller Design</b> : Closed	<b>Min-</b> : 111.1 m
<b>pump weight(Approx)</b> : 24.68 kg	<b>Efficiency Overall Efficiency</b> : 57.5 %
<b>Pump Standard</b> :	<b>Pump Efficiency</b> : 69.7 %

## Motor

<b>Motor Model</b> : W6A-150TN	<b>Motor Standard</b> :
<b>Frequency</b> : 50 Hz	<b>Insulation Class</b> : Y
<b>Phase</b> : 3~	<b>Degree of Protection</b> : IP 68
<b>Rated Voltage</b> : 525 V	<b>Method of Starting</b> : Direct starting
<b>Rated current</b> : 27 A	<b>Service factor</b> : 1
<b>Rated Power P2</b> : 15 kW	<b>Power factor</b> : 0.82
<b>Speed</b> : 2900 1/min	<b>No.of.starts per hour</b> : 20
<b>Efficiency</b> : 82.5 %	<b>Starting current</b> :
<b>Motor Weight (Approx)</b> : 71 kg	<b>Starting torque</b> :

## Material of Construction

Pump		Motor	
<b>Check Valve Housing</b>	S.S 304	<b>Shaft Seal / Mechanical Seal</b>	Nitrile Rubber / Ceramic - Carbon
<b>Check Valve Disc</b>	S.S 304	<b>Upper &amp; Lower Housings</b>	Cast Iron
<b>Check Valve Seat</b>	Nitrile Butyle Rubber	<b>Stator Shell</b>	SS 304 / 441
<b>Diffuser Chamber</b>	S.S 304	<b>Thrust Pad</b>	Carbon Graphite
<b>Impeller</b>	S.S 304	<b>Thrust Bearing</b>	S.S 420
<b>Split Cone with Nut</b>	S.S 304	<b>Diaphragm</b>	High Nitrile Rubber
<b>Impeller Wearing / Seal Ring</b>	Nitrile Butyle Rubber	<b>Motor Base</b>	S.S 304
<b>Upthrust Washer / Stop Ring</b>	S.S 420	<b>Upper Housing Shell</b>	S.S 304
<b>Intermediate Bearing</b>	Nitrile Butyle Rubber	<b>Shaft</b>	S.S 431
<b>Suction Interconnector</b>	S.S 304	<b>Shaft Extension</b>	17.4 Ph
<b>Inlet Screen</b>	S.S 304	<b>Sleeves</b>	S.S 431
<b>Pump Shaft</b>	S.S 431		
<b>Coupling Splines</b>	S.S 329		
<b>Locking Strap</b>	S.S 304		
<b>Cable Guard</b>	S.S 304		



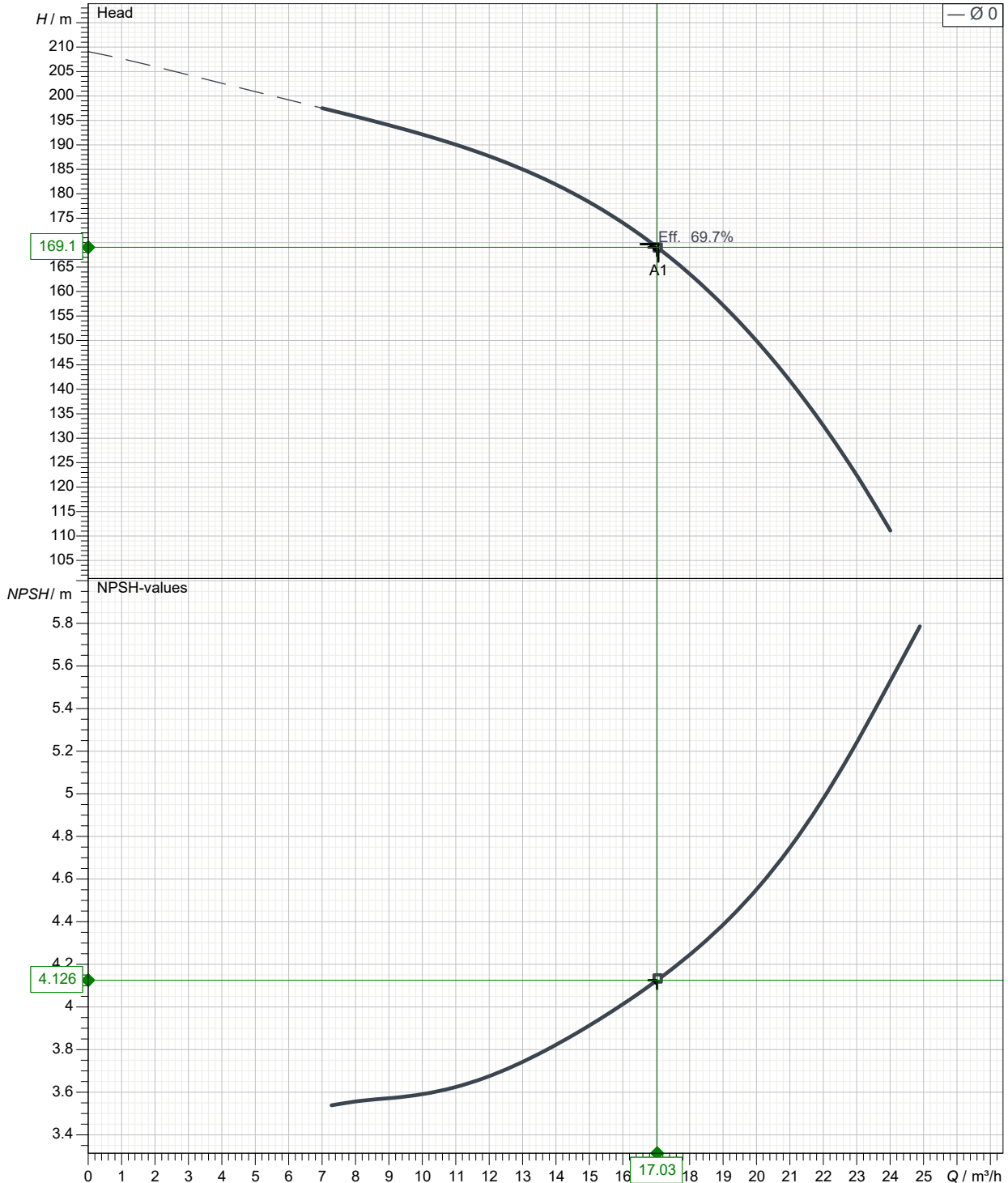
**Project Name** : Untitled project 2025-03-18 14:14:34.133

**Project ID** :

**Company Name** :  
**Department** :  
**Phone number** :  
**e-mail address** :

**Curve Tolerance** ISO : 9906, Grade-3B

**Speed** 2900 rpm

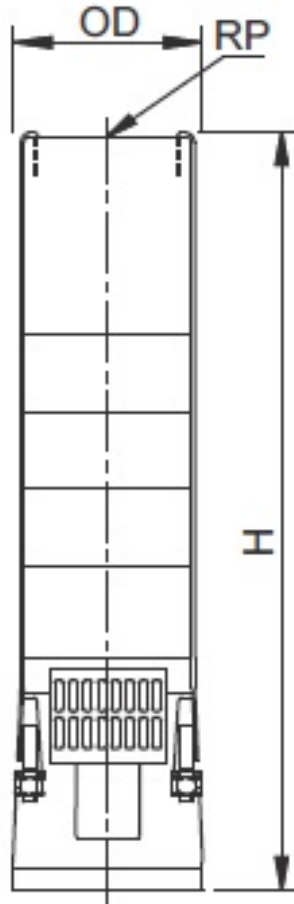




**Project Name** : Untitled project 2025-03-18 14:14:34.133

**Project ID** :

**Company Name** :  
**Department** :  
**Phone number** :  
**e-mail address** :



In View of continuous developments, The information/specifications/Description/ Illustrations are subject to change without notice.

**Dimensions in mm**

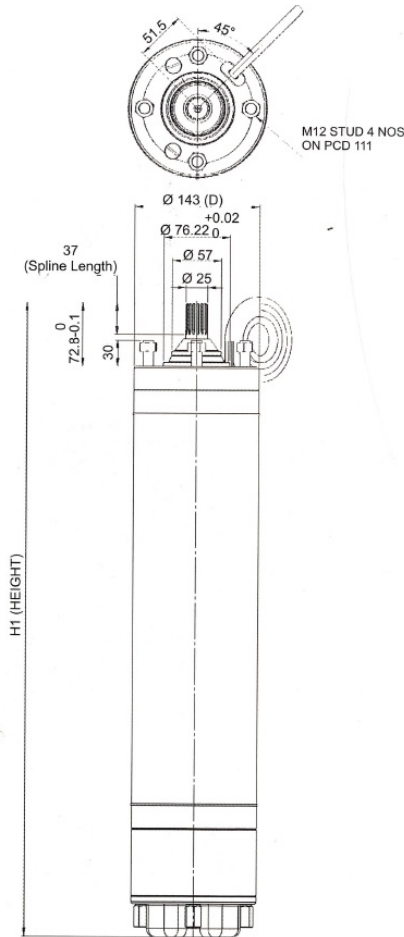
H	1087		
OD-DOL	139		
OD-SD	143		
RP	65		



**Project Name** : Untitled project 2025-03-18 14:14:34.133

**Project ID** :

**Company Name** :  
**Department** :  
**Phone number** :  
**e-mail address** :



In View of continuous developments, The information/specifications/Description/ Illustrations are subject to change without notice.

## Dimensions in mm

D	143		
H1	1004		